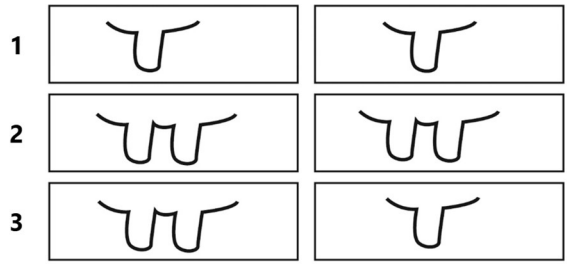















TEAT MORPHOLOGY DIAGRAMS

Please note that all teat structures in diagrams 1 – 17 are Acceptable for Stud animals and are permitted in the Show Ring.

IDEAL



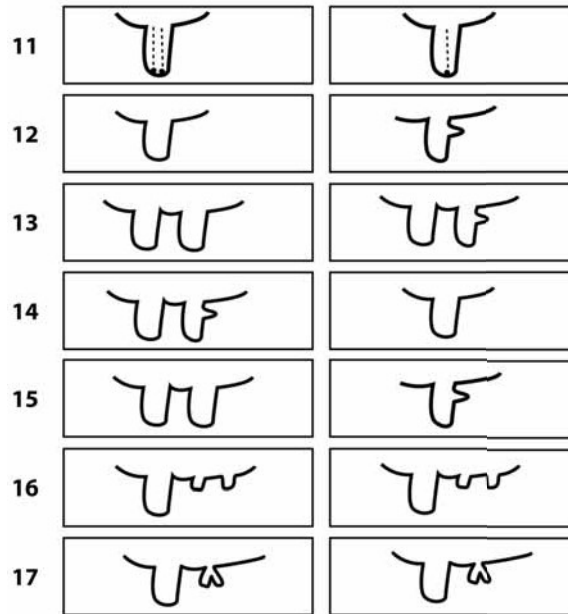
ACCEPTABLE

4		
5		
6		
7		
8		
9		
10		plus any teat from above

ACCEPTABLE BUT LESS DESIREABLE

These teat structures were accepted by vote of Members at the 2017 BGBAA Annual General Meeting.

A teat with a double orifice must be of a similar size to the corresponding teat on the opposite side of the udder.



CULL

These teat structures were accepted by vote of Members at the 2017 BGBAA Annual General Meeting.

